

# TR Property Investment Trust

## Ordinary Shares

February 2022 - all data as of 28/02/2022 unless otherwise stated

**Fund Objective:** The investment objective is to maximise shareholders' total returns by investing in the shares and securities of property companies and property related businesses internationally and also in investment property located in the UK.

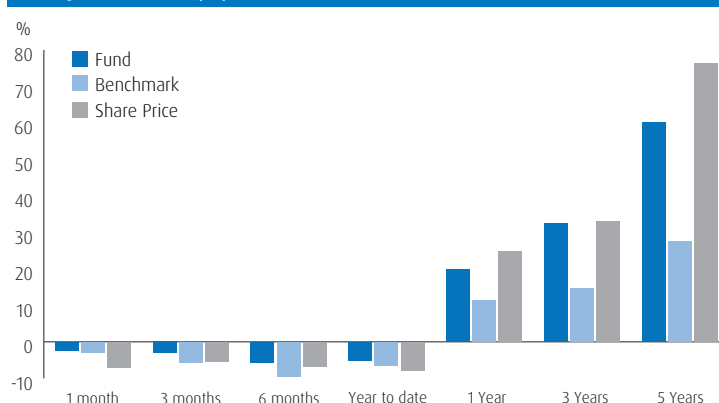
<b>Fund manager(s):</b>	Marcus Phayre-Mudge	<b>Initial charge:</b>	0.00%
<b>Fund type:</b>	UK Investment Trust	<b>Ongoing charge:</b>	0.60%
<b>Sector:</b>	AIC Property Securities	<b>Ann. Mgmt fee:</b>	£3.745m plus 0.20% of net assets p.a.
<b>Benchmark:</b>	FTSE EPRA/NAREIT Developed Europe Capped TR Net GBP	<b>Ann. Return 5 Years:</b>	9.89%
<b>Fund currency:</b>	GBP	<b>Price frequency:</b>	Daily
<b>Fund size:</b>	£1518.4m	<b>Performance fee:</b>	15% of outperformance of benchmark plus 1% hurdle
<b>Share price:</b>	456.5p	<b>Distribution policy:</b>	Semi-annual
<b>Historic Yield:</b>	3.6%	<b>Share currency:</b>	GBP
<b>Net gearing:</b>	15.6%	<b>Payment date(s):</b>	January, August

<b>Year end:</b>	31 March
<b>ISIN:</b>	GB0009064097
<b>FATCA:</b>	ML6PKQ.99999.SL.826
<b>Administrator:</b>	BNP Paribas
<b>Tel:</b>	+ 44 (0)20 7011 4444
<b>Email:</b>	sales.support@bmogam.com www.trproperty.com

### Top holdings (% NAV)

VONOVIA	11.6
SEGRO	5.7
ARGAN	4.8
KLEPIERRE	4.8
SAFESTORE HOLDINGS	4.3
LEG IMMOBILIEN	4.1
PHOENIX SPREE	3.4
LAND SECURITIES GROUP	3.3
INDUSTRIALS REIT	3.1
AROUNDTOWN	3.0

### Fund performance (%)



### Cumulative performance as at 28.02.2022 (%)

	1 Month	3 Months	6 Months	YTD	1 Year	3 Years	5 Years
<b>NAV</b>	-2.44	-3.24	-5.65	-5.00	19.74	32.58	60.25
<b>Benchmark</b>	-2.85	-5.73	-9.40	-6.32	11.29	14.55	27.64
<b>Share price</b>	-7.03	-5.22	-6.75	-7.68	24.87	33.11	76.36

### Discrete performance as at 28.02.2022 (%)

	Feb-21 – Feb-22	Feb-20 – Feb-21	Feb-19 – Feb-20	Feb-18 – Feb-19	Feb-17 – Feb-18
<b>NAV</b>	19.74	-4.60	16.06	7.12	12.84
<b>Benchmark</b>	11.29	-7.59	11.39	3.37	7.80
<b>Share price</b>	24.87	-9.62	17.94	5.05	26.13

Source: BMO Global Asset Management, Lipper

Performance data is in GBP £ terms. Investors should be aware that past performance should not be considered a guide to future performance. All fund performance data is net of all fees and expenses.

### Risk warning

The value of investments and any income derived from them can go down as well as up as a result of market or currency movements and investors may not get back the original amount invested. The market value of the shares of TR Property may not reflect the underlying net asset value of the investments held by TR Property. TR Property is able to borrow to raise further funds for investment purposes if the fund manager and the board of directors consider that it may be commercially advantageous to do so. This is generally described as "gearing". An investment trust which has made investments as a result of gearing may have a more volatile share price as a result; gearing can increase shareholder returns in rising markets but conversely can increase the extent to which the value of the funds attributable to shareholders decreases in falling markets.

### Sector allocation (% NAV)

AUSTRIAN DIVERSIFIED	0.5
BENELUX DIVERSIFIED	0.4
EUROPEAN HEALTHCARE	1.7
EUROPEAN SHOPPING CENTRES	9.9
FRENCH OFFICES	5.8
GERMAN OFFICES	4.6
GERMAN RESIDENTIAL	21.0
HOTELS	0.2
INDUSTRIALS	23.3
IRISH OFFICES	1.5
NORDIC RESIDENTIAL	3.2
NORWEGIAN OFFICES	0.6
SELF STORAGE	4.3
SPANISH DIVERSIFIED	4.3
STOCKHOLM OFFICES	1.4
STUDENT HOUSING	1.7
SUPERMARKETS	2.3
SWEDISH DIVERSIFIED	5.7
SWEDISH RESIDENTIAL	0.1
SWISS DIVERSIFIED	3.0
UK DIVERSIFIEDS	4.9
UK HEALTHCARE	0.8
UK LONDON OFFICES	3.5
UK LONDON RETAIL	0.2
UK MAJORS	3.3
UK RETAIL	1.2
UK/IRELAND RESIDENTIAL	0.1
UK DIRECT PROPERTY	6.0
<b>TOTAL</b>	<b>115.5</b>

### Strategic allocation (% NAV)

<b>Continental Shares</b>	71.4
<b>UK Shares</b>	38.1
<b>UK Direct Property</b>	6.0
<b>TOTAL</b>	<b>115.5</b>

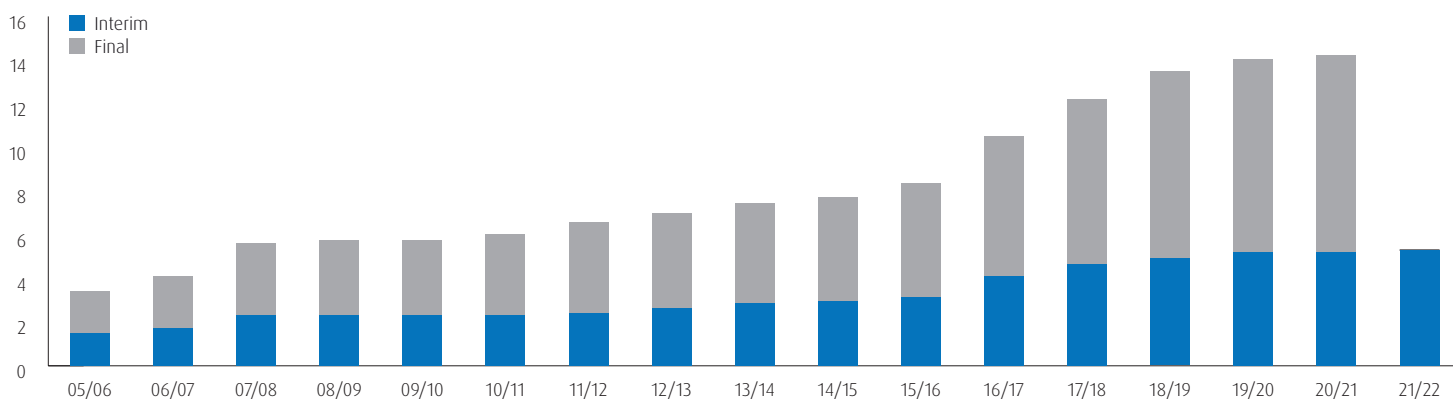
Shares are based on Country of Domicile

# TR Property Investment Trust

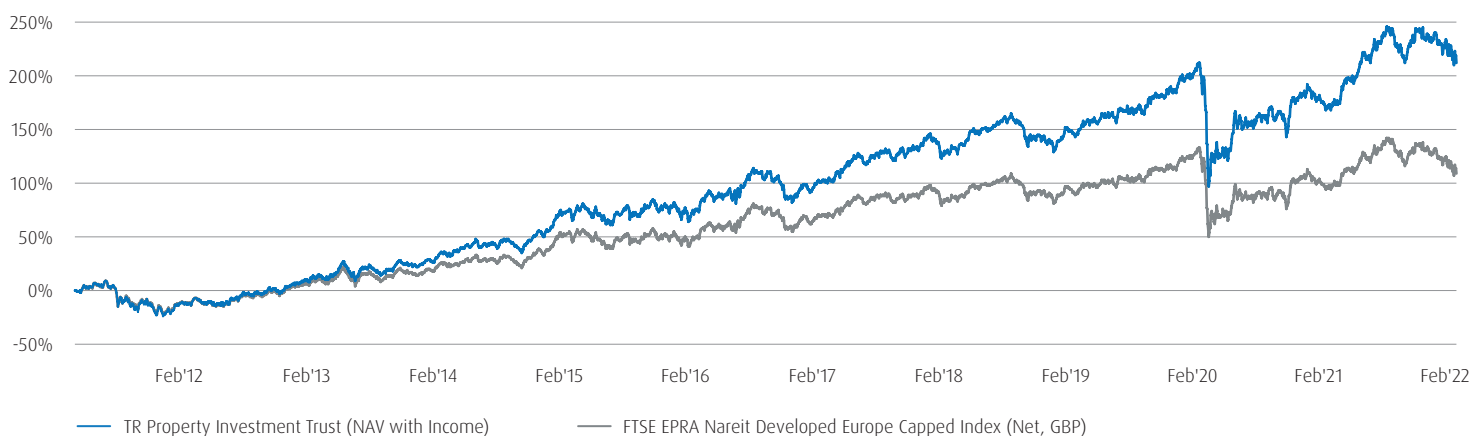
Ordinary Shares

February 2022 - all data as of 28/02/2022 unless otherwise stated

## Dividend history (pence per share)



## Historical Performance



This financial promotion is issued for marketing and information purposes only by BMO Global Asset Management in the UK.

English language copies of the key information document (KID) can be obtained from BMO Global Asset Management, Exchange House, Primrose Street, London EC2A 2NY, telephone: Client Services on 0044 (0)20 7011 4444, email: [client.service@bmogam.com](mailto:client.service@bmogam.com) or electronically at [www.bmogam.com](http://www.bmogam.com). Please read before taking any investment decision.

The information provided does not constitute, and should not be construed as, investment advice or a recommendation to buy, sell or otherwise transact in the Funds. An investment may not be suitable for all investors and independent professional advice, including tax advice, should be sought where appropriate. The manager has the right to terminate the arrangements made for marketing.

FTSE International Limited ("FTSE") © FTSE 2020. "FTSE®" is a trade mark of the London Stock Exchange Group companies and is used by FTSE International Limited under licence. All rights in the FTSE indices and/or FTSE ratings vest in FTSE and/or its licensors. Neither FTSE nor its licensors accept any liability for any errors or omissions in the FTSE indices and/or FTSE ratings or underlying data. No further distribution of FTSE Data is permitted without FTSE's express written consent.

©2022 BMO Global Asset Management. BMO Global Asset Management is a registered trading name for various affiliated entities of BMO Global Asset Management (EMEA) that provide investment management services, institutional client services and securities products. Financial promotions are issued for marketing and information purposes in the United Kingdom by BMO Asset Management Limited, which is authorised and regulated by the Financial Conduct Authority. This entity is a wholly owned subsidiary of Columbia Threadneedle Investments UK International Limited, whose direct parent is Ameriprise Inc., a company incorporated in the United States. It was formerly part of BMO Financial Group and is currently using the "BMO" mark under licence.