

TR Property Investment Trust

Ordinary Shares

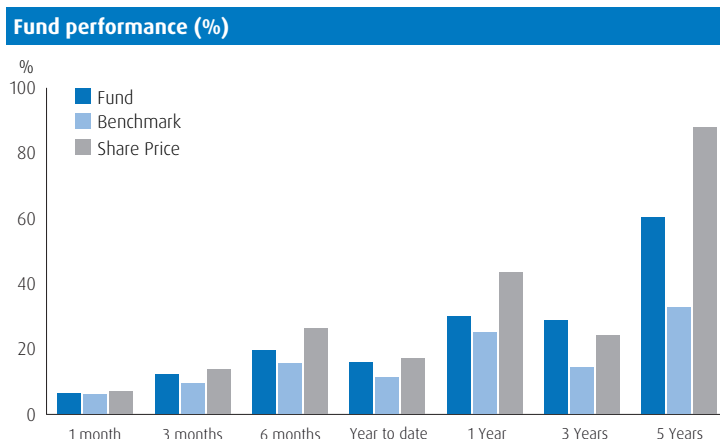
July 2021 - all data as of 30/07/2021 unless otherwise stated

Fund Objective: The investment objective of the trust is to maximise total returns by investing in Pan European equities and UK direct property, focusing on long term capital and income growth.

Fund manager(s): Marcus Phayre-Mudge	Initial charge: 0.00%
Fund type: UK Investment Trust	Ongoing charge: 0.53%
Sector: AIC Property Securities	Ann. Mgmt fee: £3.745m plus 0.20% of net assets p.a.
Benchmark: FTSE EPRA/NAREIT Developed Europe Capped TR Net GBP	Ann. Return 5 Years: 9.87%
Fund currency: GBP	Price frequency: Daily
Fund size: £1575.4m	Performance fee: 15% of outperformance of benchmark plus 1% hurdle
Share price: 474.0p	Distribution policy: Semi-annual
Historic Yield: 2.9%	Share currency: GBP
Net gearing: 16.2%	Payment date(s): January, August

Year end: 31 March
ISIN: GB0009064097
FATCA: ML6PKQ.99999.SL.826
Administrator: BNP Paribas
Tel: + 44 (0)20 7011 4444
Email: sales.support@bmogam.com www.trproperty.com

Top holdings (% NAV)	
VONOVIA SE	10.3
SEGro PLC	5.6
DEUTSCHE WOHNEN AG-BR	5.1
ARGAN	4.8
LEG IMMOBILIEN AG	4.7
SAFESTORE HOLDINGS PLC	3.7
KLEPIERRE	3.6
GECINA SA	3.4
AROUNDTOWN PROPERTY HOLDINGS	3.2
VIB VERMOEGEN AG	3.0



Cumulative performance as at 30.07.2021 (%)

	1 Month	3 Months	6 Months	YTD	1 Year	3 Years	5 Years
NAV	6.40	11.96	19.35	15.67	29.81	28.59	60.17
Benchmark	5.89	9.38	15.55	11.33	24.88	14.12	32.62
Share price	6.76	13.49	26.06	17.06	43.24	24.05	87.60

Discrete performance as at 30.07.2021 (%)

	Jul-20 – Jul-21	Jul-19 – Jul-20	Jul-18 – Jul-19	Jul-17 – Jul-18	Jul-16 – Jul-17
NAV	29.81	-3.69	2.85	15.64	7.71
Benchmark	24.88	-7.85	-0.83	10.36	5.30
Share price	43.24	-15.63	2.65	24.02	21.94

Source: BMO Global Asset Management, Lipper

Performance data is in GBP £ terms. Investors should be aware that past performance should not be considered a guide to future performance. All fund performance data is net of all fees and expenses.

Risk warning

The value of investments and any income derived from them can go down as well as up as a result of market or currency movements and investors may not get back the original amount invested. The market value of the shares of TR Property may not reflect the underlying net asset value of the investments held by TR Property. TR Property is able to borrow to raise further funds for investment purposes if the fund manager and the board of directors consider that it may be commercially advantageous to do so. This is generally described as "gearing". An investment trust which has made investments as a result of gearing may have a more volatile share price as a result; gearing can increase shareholder returns in rising markets but conversely can increase the extent to which the value of the funds attributable to shareholders decreases in falling markets.

Sector allocation (% NAV)

AUSTRIAN DIVERSIFIED	0.6
BENELUX DIVERSIFIED	0.4
EUROPEAN HEALTHCARE	3.0
EUROPEAN SHOPPING CENTRES	7.4
FRENCH OFFICES	6.0
GERMAN OFFICES	6.0
GERMAN RESIDENTIAL	24.8
HOTELS	0.2
INDUSTRIALS	21.5
IRISH OFFICES	1.6
NORDIC RESIDENTIAL	3.3
NORWEGIAN OFFICES	1.1
SELF STORAGE	3.7
SPANISH DIVERSIFIED	2.8
STOCKHOLM OFFICES	1.4
STUDENT HOUSING	1.6
SUPERMARKETS	2.3
SWEDISH DIVERSIFIED	7.7
SWISS DIVERSIFIED	2.9
UK DIVERSIFIEDS	4.4
UK HEALTHCARE	1.0
UK LONDON OFFICES	3.5
UK LONDON RETAIL	0.2
UK MAJORS	2.4
UK RETAIL	0.7
UK/IRELAND RESIDENTIAL	0.3
UK DIRECT PROPERTY	5.3
TOTAL	116.2

Strategic allocation (% NAV)

Continental Shares	78.7
UK Shares	32.2
UK Direct Property	5.3
TOTAL	116.2

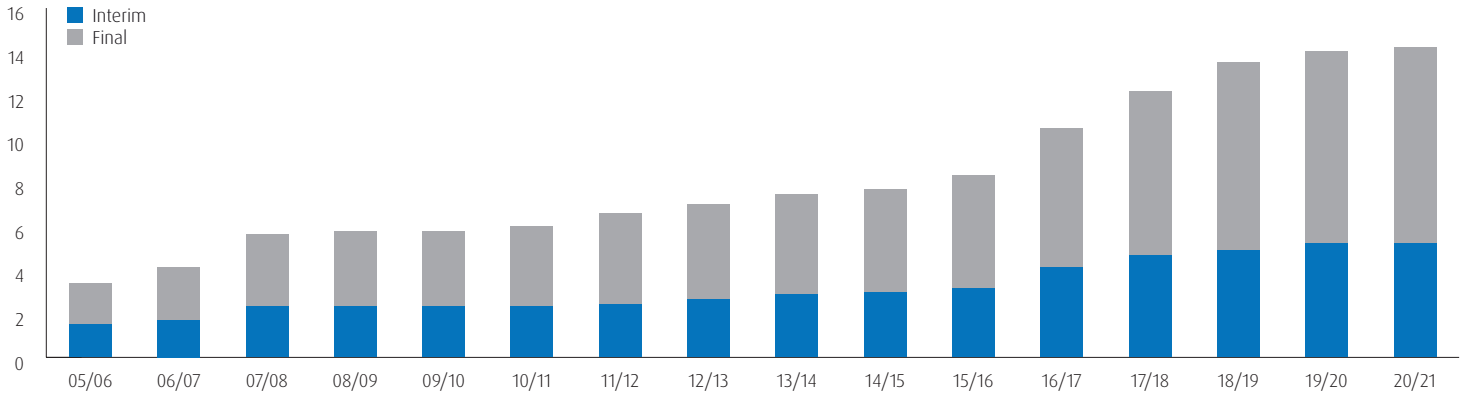
Shares are based on Country of Domicile

TR Property Investment Trust

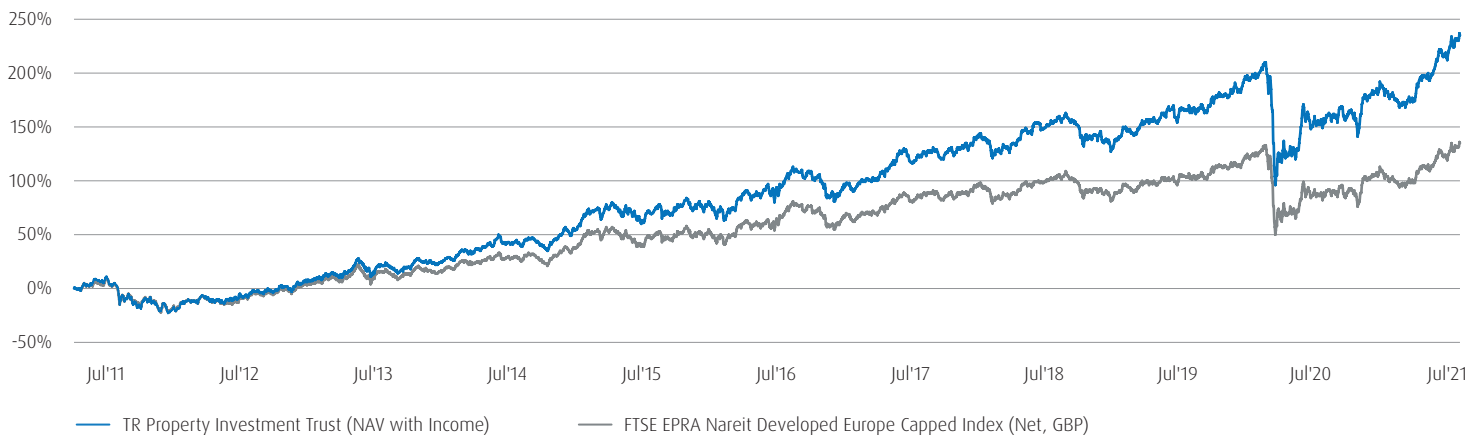
Ordinary Shares

July 2021 - all data as of 30/07/2021 unless otherwise stated

Dividend history (pence per share)



Historical Performance



This financial promotion is issued for marketing and information purposes only by BMO Global Asset Management in the UK.

English language copies of the Fund's Prospectus and English language copies of the key investor information document (KID) can be obtained from BMO Global Asset Management, Exchange House, Primrose Street, London EC2A 2NY, telephone: Client Services on 0044 (0)20 7011 4444, email: client.service@bmogam.com or electronically at www.bmogam.com. Please read the Prospectus before taking any investment decision.

The information provided does not constitute, and should not be construed as, investment advice or a recommendation to buy, sell or otherwise transact in the Funds. An investment may not be suitable for all investors and independent professional advice, including tax advice, should be sought where appropriate.

FTSE International Limited ("FTSE") © FTSE 2021. "FTSE®" is a trade mark of the London Stock Exchange Group companies and is used by FTSE International Limited under licence. All rights in the FTSE indices and/or FTSE ratings vest in FTSE and/or its licensors. Neither FTSE nor its licensors accept any liability for any errors or omissions in the FTSE indices and/or FTSE ratings or underlying data. No further distribution of FTSE Data is permitted without FTSE's express written consent.

©2021 BMO Global Asset Management. Financial promotions are issued for marketing and information purposes; in the United Kingdom by BMO Asset Management Limited, which is authorised and regulated by the Financial Conduct Authority; in the EU by BMO Asset Management Netherlands B.V., which is regulated by the Dutch Authority for the Financial Markets (AFM); and in Switzerland by BMO Global Asset Management (Swiss) GmbH, which is authorised and regulated by the Swiss Financial Market Supervisory Authority (FINMA). Telephone calls may be recorded.