

TR Property Investment Trust

Ordinary Shares

October 2020 - all data as of 30/09/2020 unless otherwise stated

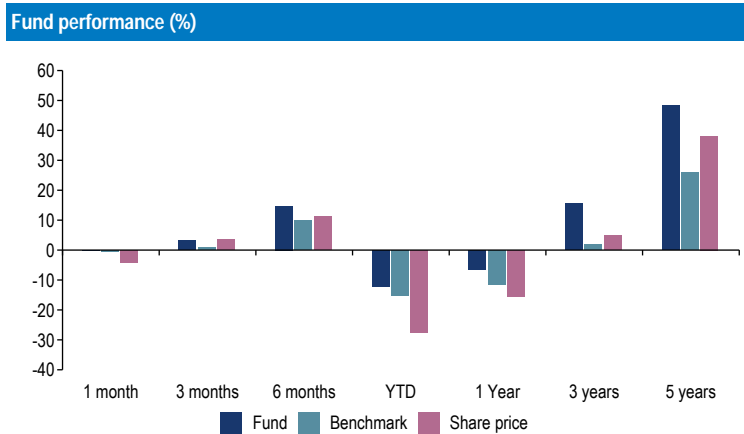
Fund objective: The investment objective of the trust is to maximise total returns by investing in Pan European equities and UK direct property, focusing on long term capital and income growth.

Fund manager(s):	Marcus Phayre-Mudge
Fund type:	UK Investment Trust
Sector:	AIC Property Securities
Benchmark:	FTSE EPRA/NAREIT Developed Europe Capped TR Net GBP
Fund currency:	GBP
Fund size:	£1276.0m
Share price:	345.0p
Historic yield:	4.1
Net gearing:	17.3%

Initial charge:	0.00%
Ongoing charge:	0.76%
Ann. Mgmt fee:	£3.565m plus 0.20% of net assets p.a.
Ann. Return 5 Years:	8.20%
Price frequency:	Daily
Performance fee:	15% of outperformance of benchmark plus 1% hurdle
Distribution policy:	Semi-annual
Share currency:	GBP
Payment date(s):	January, August

Year end:	31 March
ISIN:	GB0009064097
FATCA:	ML6PKQ.99999.SL.826
Administrator:	BNP Paribas
Tel:	+ 44 (0)20 7011 4444
Email:	sales.support@bmogam.com

Strategic allocation (%)	
UK Shares	33.0
UK Direct Property	7.3
Continental Shares	77.0
Debt	-17.3
TOTAL	100.0



Top holdings (%)	
VONOVIA SE	14.3
LEG IMMOBILIEN AG	6.8
ARGAN	4.7
GECINA SA	4.5
SEGRO PLC	4.2
DEUTSCHE WOHNEN AG-BR	3.6
SAFESTORE HOLDINGS PLC	3.4
TAG IMMOBILIEN AG	3.3
UNITE GROUP PLC	2.9
AROUNDTOWN PROPERTY HOLDINGS	2.8

Cumulative performance as at 30.09.2020 (%)							
	1 month	3 months	6 months	YTD	1 year	3 years	5 years
Fund	-0.22	3.34	14.75	-12.07	-6.63	15.69	48.39
Benchmark	-0.58	0.97	9.78	-15.18	-11.52	1.76	25.82
Share price	-4.30	3.45	11.32	-27.43	-15.59	4.95	38.12

Discrete performance as at 30.09.2020 (%)					
	2016	2017	2018	2019	2020
Fund	19.02	7.76	12.34	10.29	-6.63
Benchmark	17.88	4.90	7.48	7.00	-11.52
Share price	9.80	19.86	15.87	7.31	-15.59

Source: BMO Global Asset Management, Lipper

Performance data is in GBP £ terms. Investors should be aware that past performance should not be considered a guide to future performance. All fund performance data is net of all fees and expenses.

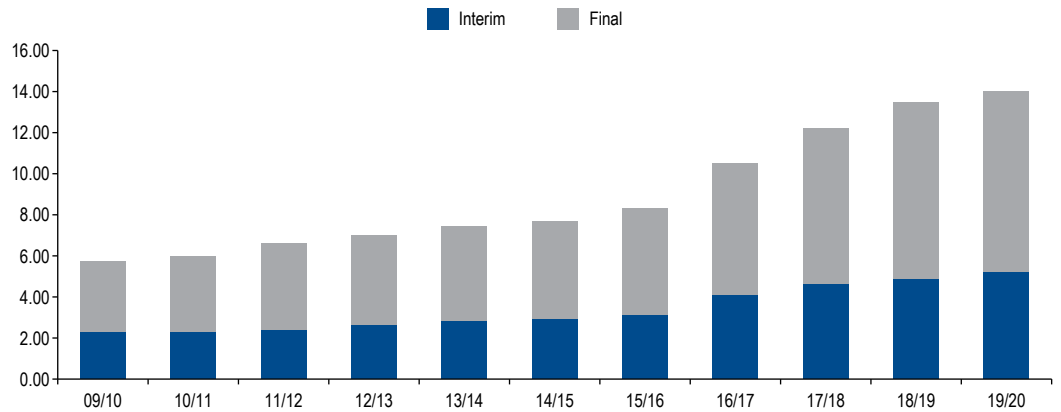
Risk warning

The value of investments and any income derived from them can go down as well as up as a result of market or currency movements and investors may not get back the original amount invested. The market value of the shares of TR Property may not reflect the underlying net asset value of the investments held by TR Property. TR Property is able to borrow to raise further funds for investment purposes if the fund manager and the board of directors consider that it may be commercially advantageous to do so. This is generally described as "gearing". An investment trust which has made investments as a result of gearing may have a more volatile share price as a result; gearing can increase shareholder returns in rising markets but conversely can increase the extent to which the value of the funds attributable to shareholders decreases in falling markets

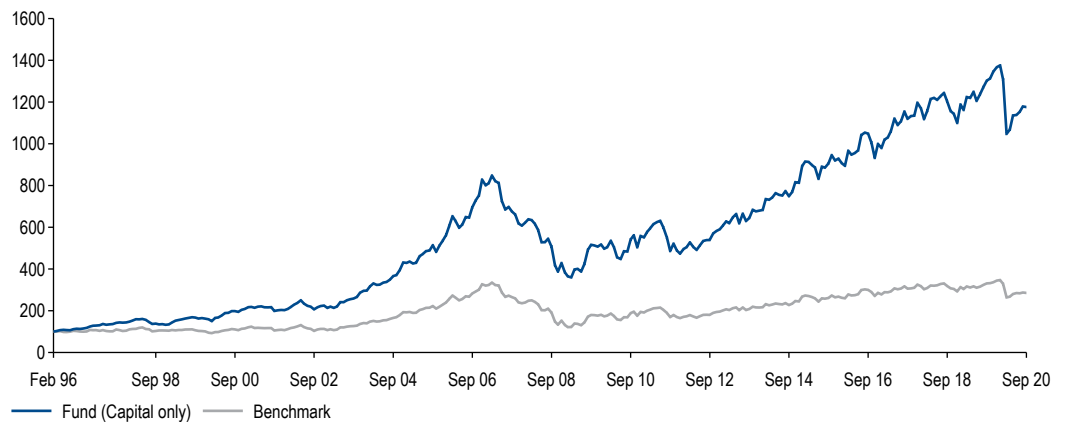
Sector allocation (%)	
Industrial	24.9
Offices	29.9
Other	8.5
Residential	41.3
Retail	12.7
TOTAL	117.3

Geographical allocation (%)	
Austria	0.2
Belgium	6.3
Central Europe	1.6
Denmark	0.0
Finland	2.0
France	13.9
Germany	40.1
Greece	0.0
Ireland	0.3
Italy	1.2
Netherlands	1.7
Norway	2.6
Other Overseas	0.0
Portugal	0.0
Russia	0.0
Spain	2.0
Sweden	12.4
Switzerland	2.7
UK	30.3
USA	0.0
TOTAL	117.3

Dividend history (pence per share)



Fund returns rebased to 100



This financial promotion is issued for marketing and information purposes only by BMO Global Asset Management in the UK.

English language copies of the Fund's Prospectus and English language copies of the key investor information document (KIID) can be obtained from BMO Global Asset Management, Exchange House, Primrose Street, London EC2A 2NY, telephone: Client Services on 0044 (0)20 7011 4444, email: client.service@bmogam.com or electronically at <https://clicktime.symantec.com/3DKJRuDXm1e9Z2k5LQCssN46H2?u=www.bmogam.com>. Please read the Prospectus before taking any investment decision.

The information provided does not constitute, and should not be construed as, investment advice or a recommendation to buy, sell or otherwise transact in the Funds. An investment may not be suitable for all investors and independent professional advice, including tax advice, should be sought where appropriate.

FTSE International Limited ("FTSE") © FTSE 2020. "FTSE®" is a trade mark of the London Stock Exchange Group companies and is used by FTSE International Limited under licence. All rights in the FTSE indices and/or FTSE ratings vest in FTSE and/or its licensors. Neither FTSE nor its licensors accept any liability for any errors or omissions in the FTSE indices and/or FTSE ratings or underlying data. No further distribution of FTSE Data is permitted without FTSE's express written consent.

©2020 BMO Global Asset Management. Financial promotions are issued for marketing and information purposes; in the United Kingdom by BMO Asset Management Limited, which is authorised and regulated by the Financial Conduct Authority; in the EU by BMO Asset Management Netherlands B.V., which is regulated by the Dutch Authority for the Financial Markets (AFM); and in Switzerland by BMO Global Asset Management (Swiss) GmbH, which is authorised and regulated by the Swiss Financial Market Supervisory Authority (FINMA). Telephone calls may be recorded.